

Atrial Fibrillation High Impact Intervention Tool

Vittoria Polito, RightCare Toolkits Lead

6 February 2020

NHS England and NHS Improvement



Landing page

Atrial Fibrillation High Impact Intervention Tool



- Start
- Population Landscape
- PROTECT
- DETECT
- AF Business Case
- Cost Impact
- Disclaimer
- Contact Support
- Business Case
- References

This interactive dashboard aims to support NHS commissioners to measure the value of identifying and treating patients with Atrial Fibrillation (AF), including the impact of screening and treatment based interventions.

The tool is using data published by NHS Digital (Quality Outcome Framework data) and prevalence estimates to help commissioners to create realistic business plans for treating the condition. It helps users to estimate the budget impact of interventions within a CCG or STP footprint, creating an exportable business plan in word format to be used locally.


Select Organisation - by STP or CCG

Continue



Landing page

Atrial Fibrillation High Impact Intervention Tool



- Start
- Population Landscape
- PROTECT
- DETECT
- AF Business Case
- Cost Impact
- Disclaimer
- Contact Support
- Business Case
- References

This interactive dashboard aims to support NHS commissioners to measure the value of identifying and treating patients with atrial fibrillation (AF) and the impact of screening and of treatment based interventions.

The tool is using data published by NHS Digital (Quality Outcome Framework data) and prevalence estimates to help commissioners to create realistic business plans for treating the condition. It helps users to estimate the budget impact of interventions within a CCG or STP footprint, creating an exportable business plan in Word format to be used locally.

Select Organisation - by STP or CCG

North West London Health and Care Partnership

- All CCGs
- NHS Brent CCG
- NHS Central London (Westminster) CCG
- NHS Ealing CCG
- NHS Hammersmith and Fulham CCG
- NHS Harrow CCG
- NHS Hillingdon CCG
- NHS Hounslow CCG
- NHS West London CCG

Population Landscape
How is my population performing?

AF Business Case
What are the variables when creating a local AF business case?


Business Case
What is the cost of implementing a business case?

PROTECT

DETECT


Business Case

Next →



Population Landscape

Atrial Fibrillation High Impact Intervention Tool

North West London Health and Care Partnership STP 

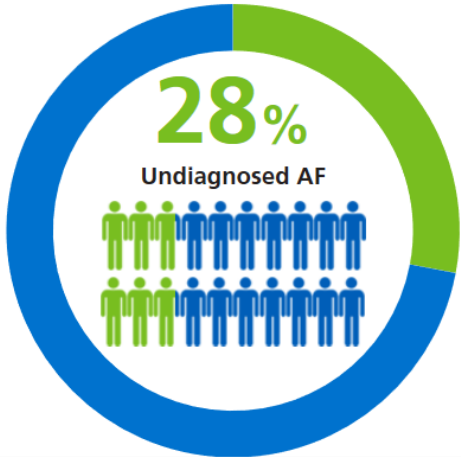
All CCGs

Patients on AF Register (QOF 2018/19) 28,561 Patients	Predicted AF Population (2016/17) 39,820 Patients	PROTECT Opportunity Gap 3,929 Patients	DETECT Opportunity Gap 11,259 Patients
---	---	--	--

POPULATION LANDSCAPE

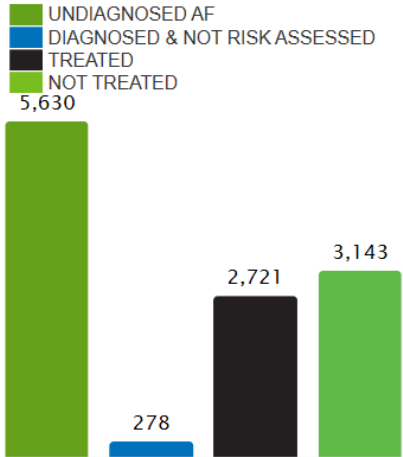
[Download this infographic](#)

A SIGNIFICANT NUMBER OF PEOPLE REMAIN UNDIAGNOSED WITH AF



28%
Undiagnosed AF

RISK OF STROKE
NUMBER OF PATIENTS POTENTIALLY AT RISK



UNDIAGNOSED AF	5,630
DIAGNOSED & NOT RISK ASSESSED	278
TREATED	2,721
NOT TREATED	3,143

11,259 PATIENTS
ARE PREDICTED TO HAVE AF, BUT REMAIN UNDIAGNOSED

RIGHTCARE CLUSTER BEST OF 5
THIS WILL ONLY DISPLAY IF A CCG IS SELECTED 0

PROTECT 3,929 patients
With AF remain untreated and at risk of stroke

DETECT 11,259 patients
With AF remain unidentified and at risk of stroke

SIZE OF THE PRIZE
BY OPTIMALLY TREATING AF OVER THE NEXT 3 YEARS

722 STROKES SAVED

£10,675,073 SAVED

← Back Next →

IMPERIAL COLLEGE HEALTH PARTNERS

PROTECT opportunity

Atrial Fibrillation High Impact Intervention Tool

North West London Health and Care Partnership STP



All CCGs

Start

Population Landscape

PROTECT

DETECT

AF Business Case

Cost Impact

Disclaimer

Contact Support

Business Case

References

Patients on AF Register (QOF 2018/19)
28,561 Patients

Predicted AF Population (2016/17)
39,820 Patients

PROTECT Opportunity Gap
3,929 Patients

DETECT Opportunity Gap
11,259 Patients

PROTECT PROTECT Opportunities Gap Interventions

PROTECT people with AF who are most at risk (those with a CHA2DS-VASc > 2) by ensuring that all eligible patients have access to treatment with an anticoagulant – highlight the organisations below that you wish to include in the business case for additional costed AF protection i.e. treatment with anticoagulants.



3 organisations selected, representing 56% of the wider PROTECT opportunity gap*



Only show selected **Number of patients**
① A.N.O.P.

Organisation	Opportunity Gap	Cumulative %	Number of patients
<input checked="" type="checkbox"/> NHS Ealing CCG	5,584	23%	
<input checked="" type="checkbox"/> NHS Hillingdon CCG	4,525	42%	
<input checked="" type="checkbox"/> NHS Brent CCG	3,412	56%	
<input type="checkbox"/> NHS Hounslow CCG	3,182	69%	
<input type="checkbox"/> NHS West London CCG	2,822	80%	
<input type="checkbox"/> NHS Central London (Westminster) CCG	2,559	91%	
<input type="checkbox"/> NHS Hammersmith and Fulham CCG	2,207	100%	

*This wider protect opportunity gap is the number of AF patients who are not risk assessed + the number of AF patients who are not receiving anticoagulants + the number of AF patients who are estimated to be inadequately receiving anticoagulants.



← Population Landscape

Interventions →

PROTECT Intervention

Atrial Fibrillation High Impact Intervention Tool

North West London STP All CCGs

Patients on AF Register (QOF 2017/18) 27,145 Patients	Predicted AF Population (2016/17) 39,820 Patients	PROTECT Opportunity Gap 4,088 Patients	DETECT Opportunity Gap 12,675 Patients
--	--	---	---

- Start
- Population Landscape
- PROTECT**
- DETECT
- AF Business Case
- Cost Impact
- Disclaimer
- Contact Support
- Business Case
- References

PROTECT

PROTECT Opportunities Gap **Interventions**

1. High impact interventions

Select the protection interventions to apply.

- Anticoagulation
 - Case Study (Patient decision aid) ¹
 - Case Study (NICE guidance into practice) ²

2. Implementation timescale

Set the timeframe for rollout of the implementations

A horizontal timeline with four blue dots. The text "6 months" is centered above the line between the second and third dots.

3. Selected opportunities

The organisations selected to apply the interventions to.

A map of the North West London region with three green-shaded areas representing selected organisations. The text "49% of the opportunity gap" and "3 selected organisations" is displayed above the map. A zoom control is visible in the top left corner.

← Opportunities Detect Opportunities Gap →

IMPERIAL COLLEGE HEALTH PARTNERS

DETECT opportunity gap

Atrial Fibrillation High Impact Intervention Tool

- Start
- Population Landscape
- PROTECT
- DETECT
- AF Business Case
- Cost Impact
- Disclaimer
- Contact Support
- Business Case
- References

North West London Health and Care Partnership STP
All CCGs

Patients on AF Register (QOF 2018/19)
28,561 Patients

Predicted AF Population (2016/17)
39,820 Patients

PROTECT Opportunity Gap
3,929 Patients

DETECT Opportunity Gap
11,259 Patients

DETECT Opportunities Gap
Interventions

DETECT individuals with AF so that all those who need it have access to preventative care - highlight the organisations below that you wish to include in the business case for additional costed AF detected activities.

“ **0 organisations selected, representing 0% of the DETECT opportunity gap** ”

Q Organisation	Opportunity Gap	Cumulative %	Number of patients
<input type="checkbox"/> NHS Brent CCG	2,426	25%	<div style="width: 25%; height: 10px; background-color: #0070C0;"></div>
<input type="checkbox"/> NHS Ealing CCG	1,839	45%	<div style="width: 45%; height: 10px; background-color: #0070C0;"></div>
<input type="checkbox"/> NHS Hounslow CCG	1,467	60%	<div style="width: 60%; height: 10px; background-color: #0070C0;"></div>
<input type="checkbox"/> NHS West London CCG	1,239	73%	<div style="width: 73%; height: 10px; background-color: #0070C0;"></div>
<input type="checkbox"/> NHS Hillingdon CCG	1,114	85%	<div style="width: 85%; height: 10px; background-color: #0070C0;"></div>
<input type="checkbox"/> NHS Central London (Westminster) CCG	874	94%	<div style="width: 94%; height: 10px; background-color: #0070C0;"></div>
<input type="checkbox"/> NHS Hammersmith and Fulham CCG	603	100%	<div style="width: 100%; height: 10px; background-color: #0070C0;"></div>

Only show selected

Number of patients ① A.N.O.P.

← Protect
Interventions →

DETECT Interventions

Atrial Fibrillation High Impact Intervention Tool

North West London Health and Care Partnership STP All CCGs

Patients on AF Register (QOF 2018/19) 28,561 Patients	Predicted AF Population (2016/17) 39,820 Patients	PROTECT Opportunity Gap 3,929 Patients	DETECT Opportunity Gap 11,259 Patients
--	--	---	---

Start | Population Landscape | PROTECT | **DETECT** | AF Business Case | Cost Impact | Disclaimer | Contact Support | Business Case | References

DETECT DETECT Opportunities Gap Interventions

1. High impact interventions

Select the protection interventions to apply.

Expected intervention increase:
This is the % of patients in the opportunity gap who will be identified and treated. It is set at a 0% increase over the base 50% however please edit to suit local expectations.

- Modified blood pressure monitor
[Case study³](#)
- Pulse palpitation - nurse
[Case study⁴](#)
- Photoplethysmography
[Case study⁵](#)
- Single-lead ECG - automatic/algorithm
[Case study⁶](#)
- Single-lead ECG - nurse
[Case study⁷](#)

2. Implementation timescale

Set the timeframe for rollout of the implementations.

6 months

3. Selected opportunities

The organisations selected to apply the interventions to.

0% of the opportunity gap 0 selected organisations

← Opportunities AF Business Case →

Business Case – Clinical Assumptions

Atrial Fibrillation High Impact Intervention Tool

North West London Health and Care Partnership STP
All CCGs

Patients on AF Register (QOF 2018/19) **28,561 Patients** Predicted AF Population (2016/17) **39,820 Patients** PROTECT Opportunity Gap **3,929 Patients** DETECT Opportunity Gap **11,259 Patients**

AF BUSINESS CASE Cost Inputs Clinical Assumptions Clinical Impact

Baseline values based on NICE AF guideline costing template (CG180).

Annual risk of stroke

Untreated ⓘ	Warfarin ⓘ	NOAC ⓘ
<input type="text" value="5.82%"/>	<input type="text" value="2.09%"/>	<input type="text" value="1.52%"/>

Annual risk of major bleed

Untreated ⓘ	Warfarin ⓘ	NOAC ⓘ
<input type="text" value="0.49%"/>	<input type="text" value="1.07%"/>	<input type="text" value="1.02%"/>

← Cost Inputs Clinical Impact →

Business Case – Clinical Impact

Atrial Fibrillation High Impact Intervention Tool
North West London Health and Care Partnership STP
All CCGs

- Start
- Population Landscape
- PROTECT
- DETECT
- AF Business Case
- Cost Impact
- Disclaimer
- Contact Support
- Business Case
- References

Patients on AF Register (QOF 2018/19) 28,561 Patients	Predicted AF Population (2016/17) 39,820 Patients	PROTECT Opportunity Gap 3,929 Patients	DETECT Opportunity Gap 11,259 Patients
---	---	--	--

AF BUSINESS CASE

Cost Inputs
Clinical Assumptions
Clinical Impact

AF not identified		
Number of patients [ⓘ]	Preventable strokes pa [ⓘ]	Additional major bleeds pa [ⓘ]
0	0	0
AF not risk assessed		
Number of patients [ⓘ]	Preventable strokes pa [ⓘ]	Additional major bleeds pa [ⓘ]
380	16	2
Eligible/not anticoagulated		
Number of patients [ⓘ]	Preventable strokes pa [ⓘ]	Additional major bleeds pa [ⓘ]
1457	60	8
Inadequate anticoagulation		
Number of patients [ⓘ]	Preventable strokes pa [ⓘ]	Additional major bleeds pa [ⓘ]
1320	56	7
Total		
Number of patients [ⓘ]	Preventable strokes pa [ⓘ]	Additional major bleeds pa [ⓘ]
3157	131	17

← Clinical Assumptions
Cost Impact →

Cost Impact Y1/Y2/Y3

Atrial Fibrillation High Impact Intervention Tool

North West London Health and Care Partnership STP

All CCGs



Start

Population Landscape

PROTECT

DETECT

AF Business Case

Cost Impact

Disclaimer

Contact Support

Business Case

References

Patients on AF Register (QOF 2018/19)
28,561 Patients

Predicted AF Population (2016/17)
39,820 Patients

PROTECT Opportunity Gap
3,929 Patients

DETECT Opportunity Gap
11,259 Patients

COST IMPACT Overview Year 1 Year 2 Year 3

● = Savings	Year 1	Year 2	Year 3	Overall
Expected AF not identified	£0	£0	£0	£0
AF risk not assessed	£154,304	£252,460	£325,155	£731,920
Eligible/not anticoagulated	£591,866	£968,363	£1,247,197	£2,807,426
Inadequate anticoagulation	£847,837	£1,277,821	£1,539,131	£3,664,789
Total	£1,594,007	£2,498,645	£3,111,483	£7,204,134

In this organisation, total potential 3-year savings of £7,204,134 are achievable by addressing AF management gaps.

Download Business Case

Include social care costs

Business Case

STP Business Case: Improving AF Identification and Optimising Management to Prevent AF-Related Stroke

Report for North West London Health and Care Partnership, All CCGs

Created on 07/01/2020

Executive summary


This business case for improved diagnosis and management of Atrial Fibrillation (AF) in North West London Health and Care Partnership, All CCGs has been created using publicly available primary practice data (2016/17 datasets), published data, as well as locally-determined inputs where relevant. The model recognises the potential for improvement in four key areas of AF management:


- 1) diagnosis of AF
- 2) identification of those at high risk of stroke
- 3) initiation of anticoagulant therapy in line with national guidelines
- 4) maintenance of adequate anticoagulation / medicines optimisation

- Detection - the unmet need between prevalence and diagnosis in North West London Health and

References/ case studies

Atrial Fibrillation High Impact Intervention Tool

North West London Health and Care Partnership STP  All CCGs

 Start	Patients on AF Register (QOF 2018/19) 28,561 Patients	Predicted AF Population (2016/17) 39,820 Patients	PROTECT Opportunity Gap 3,929 Patients	DETECT Opportunity Gap 11,259 Patients
---	---	---	--	--

REFERENCES

1. NICE Patient Decision Aid. Atrial fibrillation: medicines to help reduce your risk of a stroke - what are the options? <http://guidance.nice.org.uk/CG180/PatientDecisionAid/pdf/English>. Published June 2014
2. NICE Guidance into Practice. Costing Report: atrial fibrillation Implementing the NICE guideline on atrial fibrillation (CG180). Published June 2014
3. Omboni S, Verberk WJ. Opportunistic screening of atrial fibrillation by automatic blood pressure measurement in the community. *BMJ Open*. 2016;6(4):e010745. doi:10.1136/bmjopen-2015-010745.
4. Jaakkola J, Vasankari T, Virtanen R, Juhani Airaksinen KE. Reliability of pulse palpation in the detection of atrial fibrillation in an elderly population. *Scandinavian Journal of Primary Health Care*. 2017;35(3):293-298. doi:10.1080/02813432.2017.1358858.
5. Alberto G Bonomi et. al. Atrial Fibrillation Detection using Photo-plethysmography and Acceleration Data at the Wrist. *Computing in Cardiology* 2016; VOL 43. <http://www.cinc.org/archives/2016/pdf/081-339.pdf>
6. Lau JK, et al, iPhone ECG application for community screening to detect silent atrial fibrillation: A novel technology to prevent stroke, *Int J Cardiol* (2013), <http://dx.doi.org/10.1016/j.ijcard.2013.01.220>
7. Femke Kaasenbrood et. al. Yield of screening for atrial fibrillation in primary care with a hand-held, single-lead electrocardiogram device during influenza vaccination. *EP Europace*, Volume 18, Issue 10, 1 October 2016, Pages 1514-1520, <https://doi.org/10.1093/europace/euv426>
8. Xu X-M, Vestesson E, Paley L, Desikan A, Wonderling D, Hoffman A, et al. The economic burden of stroke care in England, Wales and Northern Ireland: Using a national stroke register to estimate and report patient-level health economic outcomes in stroke. *European Stroke Journal*.0(0):2396987317746516 <https://imperialcollegehealthpartners.com/how-do-we-calculate-the-costs-of-stroke-care-that-go-into-our-model/>
9. NICE CG180 Atrial fibrillation: management. Published June 2014. <https://www.nice.org.uk/guidance/cg180>
10. Hobbs F, Fitzmaurice D, Mant J et al. A randomised controlled trial and cost-effectiveness study of systematic screening (targeted and total population screening) versus routine practice for the detection of atrial fibrillation in people aged 65 and over. The SAFE study. *Health Technol Assess* 2005;9:1-74
11. NHS Business Services Authority. Medicines Optimisation CCG Dashboard. November 2016. Available at: <https://apps.nhsbsa.nhs.uk/MOD/AtlasCCGMedsOp/atlas.html>
12. British Medical Association and Royal Pharmaceutical Society. BNF 72 September 2016-March 2017
13. NICE TA249 Dabigatran etexilate for the prevention of stroke and systemic embolism in atrial fibrillation. Published 15 March 2012. <https://www.nice.org.uk/guidance/TA249>
14. NICE TA256 Rivaroxaban for the prevention of stroke and systemic embolism in people with atrial fibrillation. Published 23 May 2012. <https://www.nice.org.uk/Guidance/TA256>

Other case studies:

- [Know Your Pulse, Public Awareness Campaigns](#)
- [Opportunistic AF screening and Rapid Resolution, an Innovation Test Bed experience](#)
- [Optimising anticoagulation for AF in primary care: virtual clinics](#)
- [AF ADVANCE Programme East Midlands](#)

User Guide

- [Click here to download the user guide for this website.](#)

← AF Business Case Year 1 →

