

Audit of the Prevention of Diabetes through NHS Health Checks 2011-2013

Cathy Aiken – Public Health Vascular Nurse

Gillian Fiumicelli – Community Vascular Co-ordinator

Public Health – Education, Care and Health

London Borough of Bromley



Aim:

To ensure patients identified at increased risk of diabetes at the NHS Health Check receive appropriate assessment and management.

Objectives:

1. To develop audit standards to assess the quality of current services in identifying patients at high risk of diabetes.
2. To assess current practices in Bromley against these standards.



NHS Health Checks Diabetes Filter

Body Mass Index ≥ 30 (or ≥ 27.5 if South Asian or Chinese)

Blood Pressure ≥ 140 mmHg Systolic and/or ≥ 90 mmHg Diastolic

South London NHS Health Checks Diabetes Filter Pathway

- Identification of risk
- Provision of intensive lifestyle programme
- Review



Audit Standards

Standard 1:

If the individual has a Body Mass Index ≥ 30 (or ≥ 27.5 if South Asian or Chinese Population) or Blood Pressure ≥ 140 mmHg Systolic and/or ≥ 90 mmHg Diastolic, an HbA1c test or fasting plasma glucose (FPG) is required

Standard 2:

If patients have a raised HbA1c ≥ 42 - <48 mmols/mol (6.0-6.4%) or FPG ≥ 5.5 - ≤ 6.9 mmol/l, they should have had a repeat blood test for HbA1c or Fasting Blood glucose within 2 years of the NHS Health Check.

Standard 3:

If patients have a raised HbA1c of ≥ 42 - <48 mmols/mol (6.0-6.4%) or FPG ≥ 5.5 - ≤ 6.9 mmol/l they should be coded with an appropriate READ code indicating level of risk of diabetes and/or diagnostic code of pre diabetic state e.g. Impaired Fasting Glycaemia.

Standard 4:

If patients have a raised HbA1c of ≥ 42 - <48 mmols/mol (6.0 – 6.4%) or FPG ≥ 5.5 - ≤ 6.9 mmol/l, they should receive **intensive** lifestyle intervention (this will be measured by assessment of number of consultations for lifestyle intervention and any referrals to exercise programme, weight management, dietician, smoking cessation.)

Standard 5:

Patient identified as high risk of diabetes should have improved risk factor profiles at 1-2 years:

Increased physical activity GPPAQ.

Weight loss been achieved and maintained.

Waist circumference reduced and maintained.

Repeated Blood test 1-2 yearly.

Audit Standards

If the Diabetes Filter was met –

1. Did they have a blood test to assess for diabetes risk ?

If found to be at high risk of diabetes - HbA1c ≥ 42 - < 48 mmols/mol (6.0 - 6.4%) or FPG ≥ 5.5 - ≤ 6.9 mmol/l

2. Did they have a repeat blood test within 2 years ?

3. Did they have a READ code indicating high risk of diabetes ?

4. Did they receive any lifestyle interventions ?

5. Did their risk factor profile improve within 1-2 years ?

Baseline number of NHS Health Checks 2011-2013

15,367

Patients who met the diabetes filter

5,379 (35%)

Patients who met the diabetes filter, but **did not have** an HbA1c/FPG

1,786 (33%)

Number who **had** an HbA1c and/or FPG

3,593

(66%)

patients sent letter and pathology form requesting HbA1c

At high risk of diabetes and eligible for notes review

738 (20%)

Patients at high risk of diabetes, but excluded as 1st blood test \geq 1 year post NHS Health check

174 (5%)

Patients who had an HbA1c and/or FPG and found not to be at risk of diabetes

2681 (75%)

Number of notes reviews undertaken (at least 20% or minimum of 2 sets of records per practice)

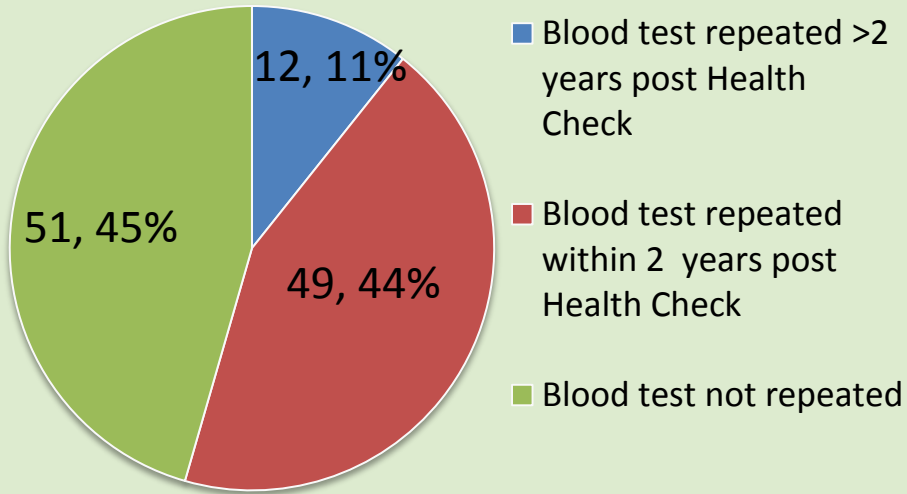
112

Patients at high risk of diabetes consented to notes review

426 (58%)

Results (n=112)

Standard 2 – Repeat Blood Results



→ 9 (18%) patients had improved blood results and were no longer in the pre-diabetes risk group

Standard 3 - READ codes

13 (11%) patients had a READ code linked with high risk of diabetes.

1 patient subsequently diagnosed with Type 2 Diabetes.



Waist Circumference (WC)

91 out of 112 (81%) recorded at health check	33 women (90%) WC \geq 80cms 52 men (89%) WC \geq 94 cms or \geq 85 cms if South Asian/Chinese
7 out of 91 (8%) recorded post health check	4 patients had a reduction in WC, but remained in 'high risk' group

BMI

110 out of 112 (98%) recorded at health check	BMI > 25 = 102 (92%) BMI >30 = 72 (65%)
Weight management discussed	62 (56%) patients
Weight management referral (lite4life)	10 (14%) patients
Attended weight management	3 patients
59 out of 112 (53%) recorded post health check	34 (58%) patients had a reduction in BMI 2 patients reduced their BMI <25

GPPAQ

102 out of 112 (91%) recorded at health check	60 patients (58%) Moderately Inactive or Inactive
Physical activity discussed	87 (77%) patients
Referred to physical activity programme	3 (3%) patients
Attended physical activity programme	1
17 out of 112 (16%) recorded post health check	6 (32%) patients had in improvement in GPPAQ

Baseline number of NHS Health Checks 2011-2013

15,367

Patients

Unable to identify why these patients did not have a blood test

Patients who met the diabetes filter, but **did not have** an HbA1c/FPG

1,786 (33%)

Number who **had** an HbA1c and/or FPG

3,593

(66%)

patients sent letter and pathology form requesting HbA1c

At high risk of diabetes and eligible for notes review

738 (20%)

Patients at high risk of diabetes, but excluded as 1st blood year post check

Patients who had an HbA1c and/or FPG and

Results of this intervention:
652 (39%) NEW patients had a blood test for HbA1c or FPG

131 (20%) NEW patients had high risk with 8 patients diagnosed with Type 2 Diabetes

Patients at high risk of diabetes consented to notes review

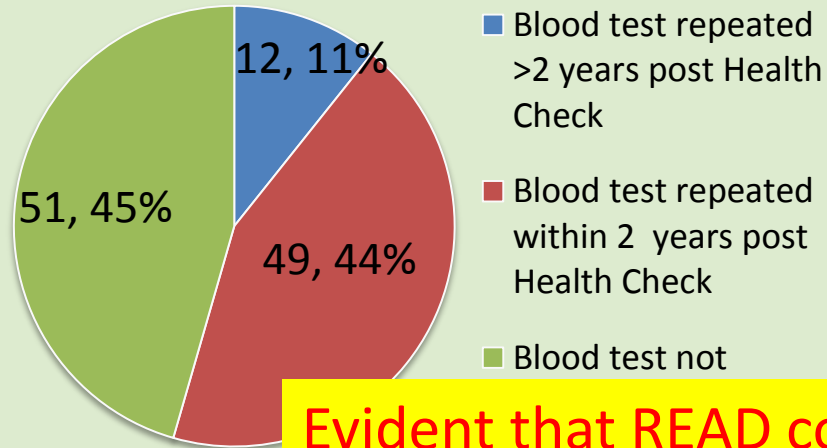
426 (58%)

Patients

112

Results of the comprehensive notes review (n=112)

Standard 2 – Repeat Blood Results




→ 9 (18%) patients had improved blood results and were no longer in the pre-diabetes risk group

Evident that READ coding not being used routinely or systematically.

Standard 3 - Risk Multiple READ codes available

13 (11%) patients had a READ code linked with high risk of diabetes.

1 patient subsequently diagnosed with Type 2 Diabetes.



Waist Circumference (WC)

91 out of 112 (81%) recorded at time of health check

33 women (90%) WC \geq 80cms

No specific diabetes prevention programme available at this time

7 out of 91 (8%) recorded post health check

4 patients had a reduction in WC, but remained in 'high risk' group

BMI

Some examples of improved risk factor profiles

110 out of 112 (98%) recorded at health check

BMI $>$ 25 = 102 (92%)

BMI $>$ 30 = 72 (65%)

Weight management discussed

62 (56%) patients

Weight management

Difficult to analyse due to lack of documentation

Attended weight management

5 patients

59 out of 112 (53%) recorded following health check

34 (58%) patients had a reduction in BMI
2 patients reduced their BMI $<$ 25

GPPAQ

102 out of 112 (91%) recorded at health check

No systematic follow up and reassessment of risk factors

Physical activity discussed

87 (77%) patients

Referred to physical activity programme

3 (3%) patients

Attended physical activity programme

1

19 out of 112 (16%) recorded following health check

6 (32%) patients had in improvement in GPPAQ

Recommendations for service improvement

1.	Education to providers on: <ul style="list-style-type: none">• Importance of identification and management of people at high risk of diabetes• Pathway• Use of READ coding• Promoting behaviour change through motivational interviewing techniques• Documentation and coding of lifestyle interventions and referrals
2.	Improvements to coding, templates and searches in the GP Practice computer system
3.	Using commissioning to improve performance <ul style="list-style-type: none">- POCT testing for HbA1c by Alternative Providers- Service specification requirement to measure diabetes filter
4.	Joint working to promote and facilitate best practice
5.	Re-audit to see if improvements have been made using amended computer searches

Where are we now?

Point of Care Testing
for HbA1c

Education events

Improvements to computer
template and searches

Diabetes filter criteria
linked to payment

Priority for
Health and Wellbeing Board



Re-audit – March 2016

Current Diabetes Prevention Programmes

Weight Watchers Diabetes Prevention Programme:

1 year intensive lifestyle support

- Patient Identified as 'at risk' of developing diabetes.
- Out of 166 referrals, 132 patients attended a welcome session (80%)

6 months outcome data 91/132 to date :

85% reduced risk

52 patients no longer at risk (57%)
25 patients have reduced risk (28%)
3 patients risk stayed the same (3%)
11 patients have increased risk (12%)

Walking Away from Diabetes Programme:

3 hour intervention

- Patient Identified as 'at risk' of developing diabetes.
- 407 completed intervention 201/16

12 month outcome data 106/407 to date:

74% reduced risk

45 patients no longer at risk (42%)
34 patients have reduced risk (32%)
22 patients risk stayed the same (21%)
5 patients have increased risk (5%)

Bromley will be part of the South London bid delivering the National Diabetes Prevention Programme

Summary

Aim:

To ensure patients identified as at increase risk of diabetes at the NHS Health Check receive appropriate assessment and management.

Objective:

1. To develop audit standards to assess the quality of current services in identifying patients at high risk of diabetes.
2. To assess current practices in Bromley against these standards using computer searches and comprehensive notes review.

Findings:

Some examples of good practice and improvements in risk factor profiles.

Intervention of those missed patients worthwhile, identifying further high risk patients

Gaps in documentation - difficult to analyse, variation in practice

Recommendations for service improvement implemented:

Education, Documentation, Commissioning, Joint working,
Improved accessibility to diabetes prevention programmes,

Re-Audit – in March 2016 using amended computer searches.

To look at all filters of the NHS Health Checks

Contact details

Gillian Fiumicelli – Community Vascular Co-ordinator

Gillian.fiumicelli@bromley.gov.uk

020 8461 7789

Cathy Aiken – Public Health Vascular Nurse

Cathy.aiken@bromley.gov.uk

020 8461 7593

Public Health Directorate

London Borough of Bromley

Bromley Civic Centre

Stockwell Close, Bromley, BR1 3UH

